



3D Eyelashes

SPARK AR STUDIO /// LENS STUDIO



BY LEDNIQUE

Lashes

heaven & hell


ESSENTIAL COLLECTION

USER MANUAL







# Spark AR Studio



With the help of these settings, you can adjust the eyelashes to your preferences - for a better understanding of what each setting is responsible for, you can use these examples:







SETTINGS

 Color 

 Opacity  100

 ? Curvatu...  100

 Length  100

 3D Compre...  0

Eyelashes Pos... 

0	x	0	y	0	z
---	---	---	---	---	---

Eyelashes Size 

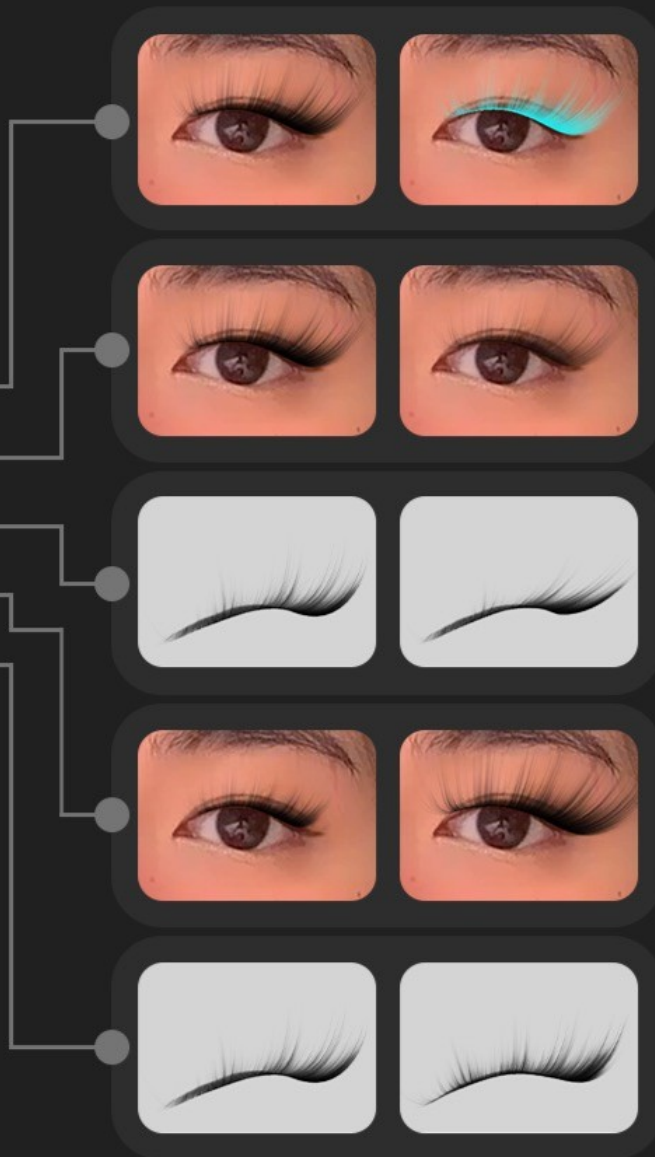
1	x	1	y	1	z
---	---	---	---	---	---

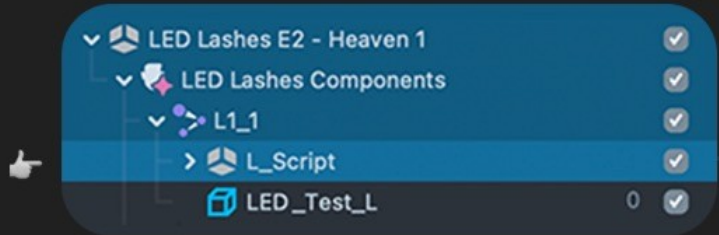
Eyeashes Rota... 

0	x	0	y	0	z
---	---	---	---	---	---




Adjusting the last 3 values is responsible for changing the symmetrical position, size and rotation of the entire eyelash structure





Length

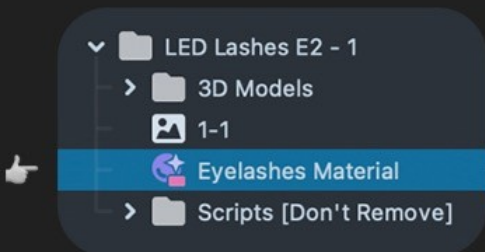
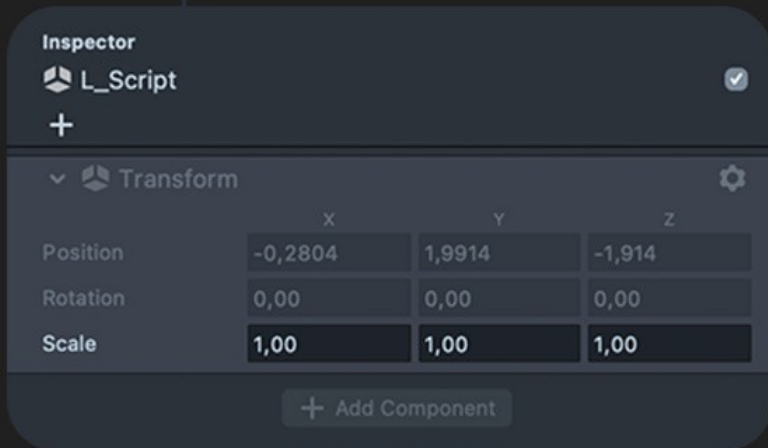


NOTE: The length of each side needs to be adjusted separately

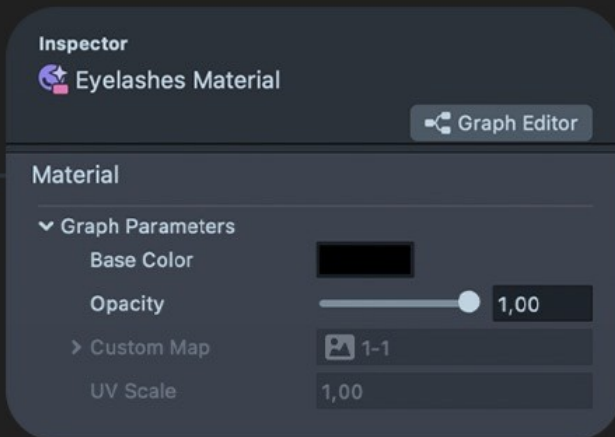


## Lens Studio

At the moment it is only possible to change the length, color and opacity of the eyelashes. To do this, you need to change these parameters of the objects:



Color & Opacity



Dear customer! ❤️

I would like to express my gratitude to you for purchasing the "LEDLashes E" eyelash kit. I try to make each of my products special and of the highest quality, and I do my best to bring this product to a perfect presentation.

I approach the creation of any new product with special responsibility. In any of my jobs, I want to give people the opportunity to purchase an expensive, valuable product for prices that are pleasant by the standards of a professional developer. A large number of popular and select platform developers have already chosen the "LEDLashes" collection as the basis for their projects, including the most popular brands and famous personalities around the world.

I wish you a pleasant use of my products and further achievements in AR development! Thanks for the support!

LEDNIQUE





Must-have products for your effects!

## MAGMA AR Beauty Collection

by @magma\_ar\_beauty



SCAN THIS QR CODE TO  
OPEN LINK

### STILL HAVE QUESTIONS ABOUT THE PRODUCT?

For all questions  
regarding the product  
you can contact here:

@lednique



If you like it please share your love with me  
and rate my product ★★★★★  
Thanks for your help!